


REPORT FINANCEIRO

PMI-PE 2025

1º TRIMESTRE

VP Administração,
Finanças e Governança



FLUXO DE CAIXA

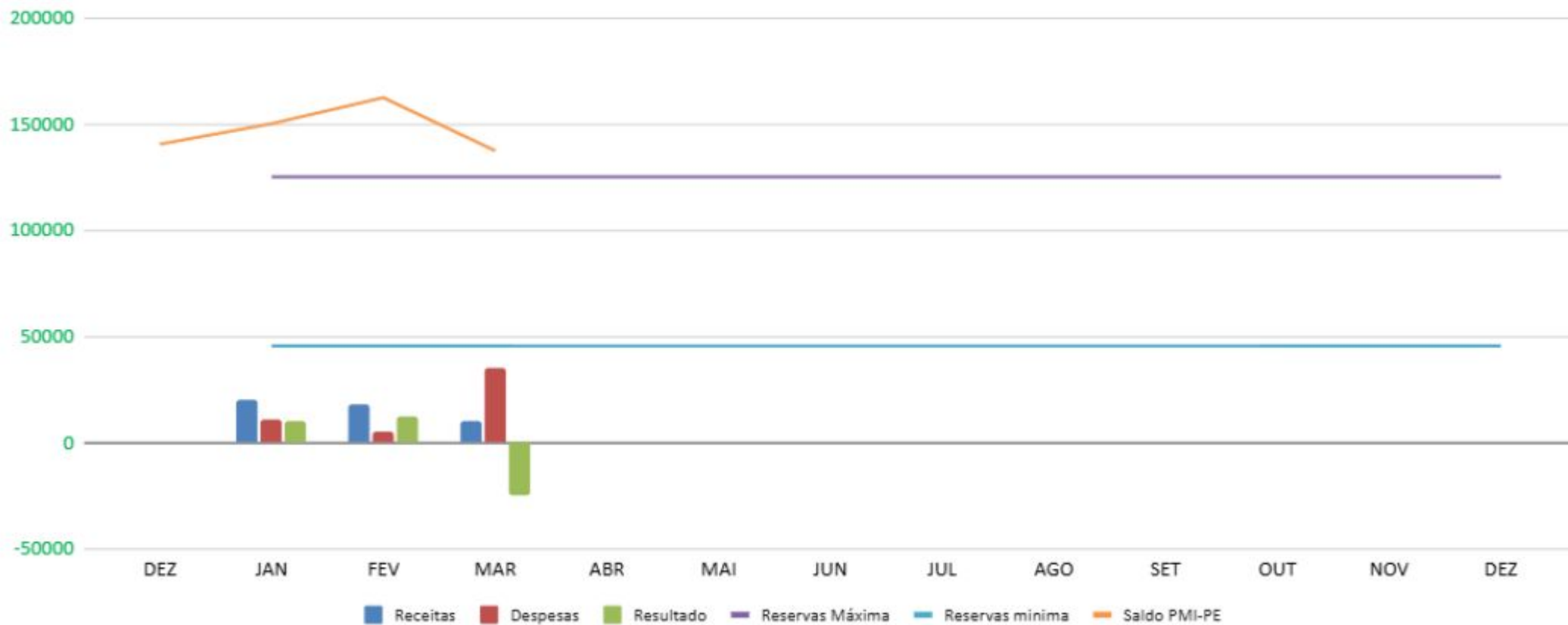
PMI-PE 2025

1º TRIMESTRE




Fluxo de Caixa PMI-PE 2025

Receitas / Despesas 2025

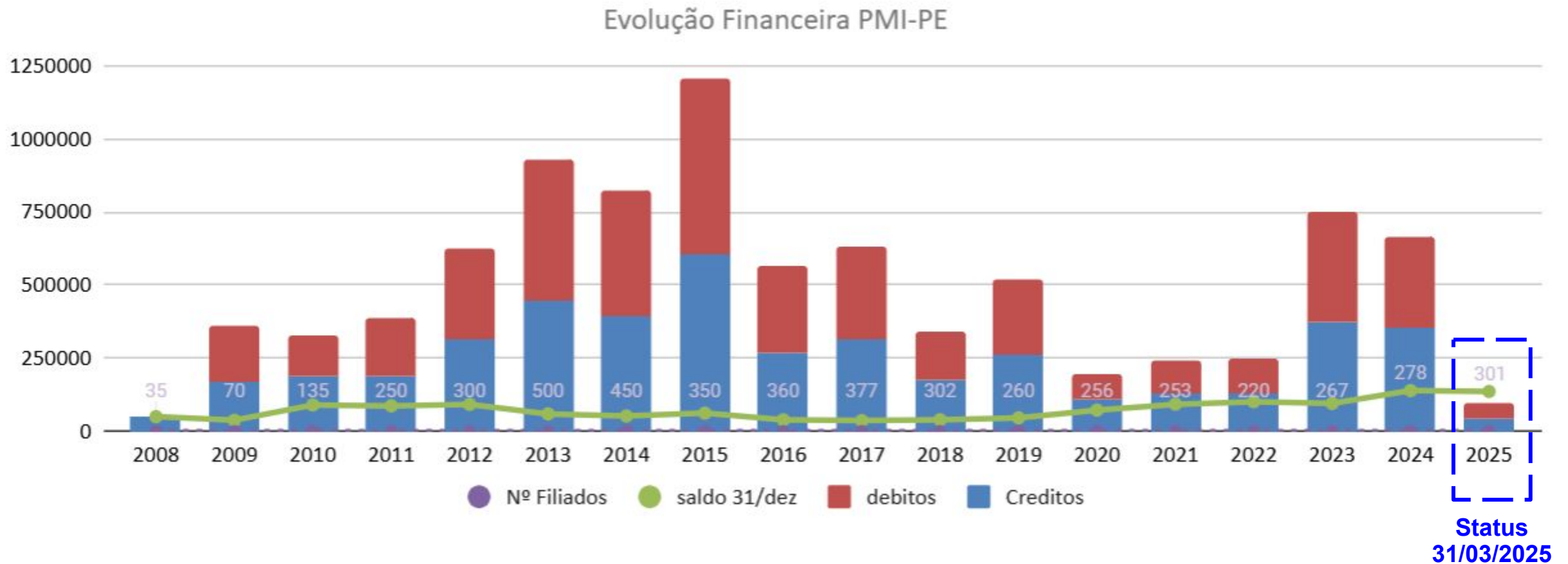


	JAN	FEV	MAR	ABR	MAI	JUN	JUL	AGO	SET	OUT	NOV	DEZ	TOTAL
Receitas	20.320,48	17.556,12	10.220,88	0,00	0,00	0,00	0,00	0,00	0,00	0,00	0,00	0,00	48.097,48
Despesas	10.568,08	5.316,79	35.146,30	0,00	0,00	0,00	0,00	0,00	0,00	0,00	0,00	0,00	51.031,17
Resultado	9.752,40	12.239,33	24.925,42	0,00	0,00	0,00	0,00	0,00	0,00	0,00	0,00	0,00	2.933,69

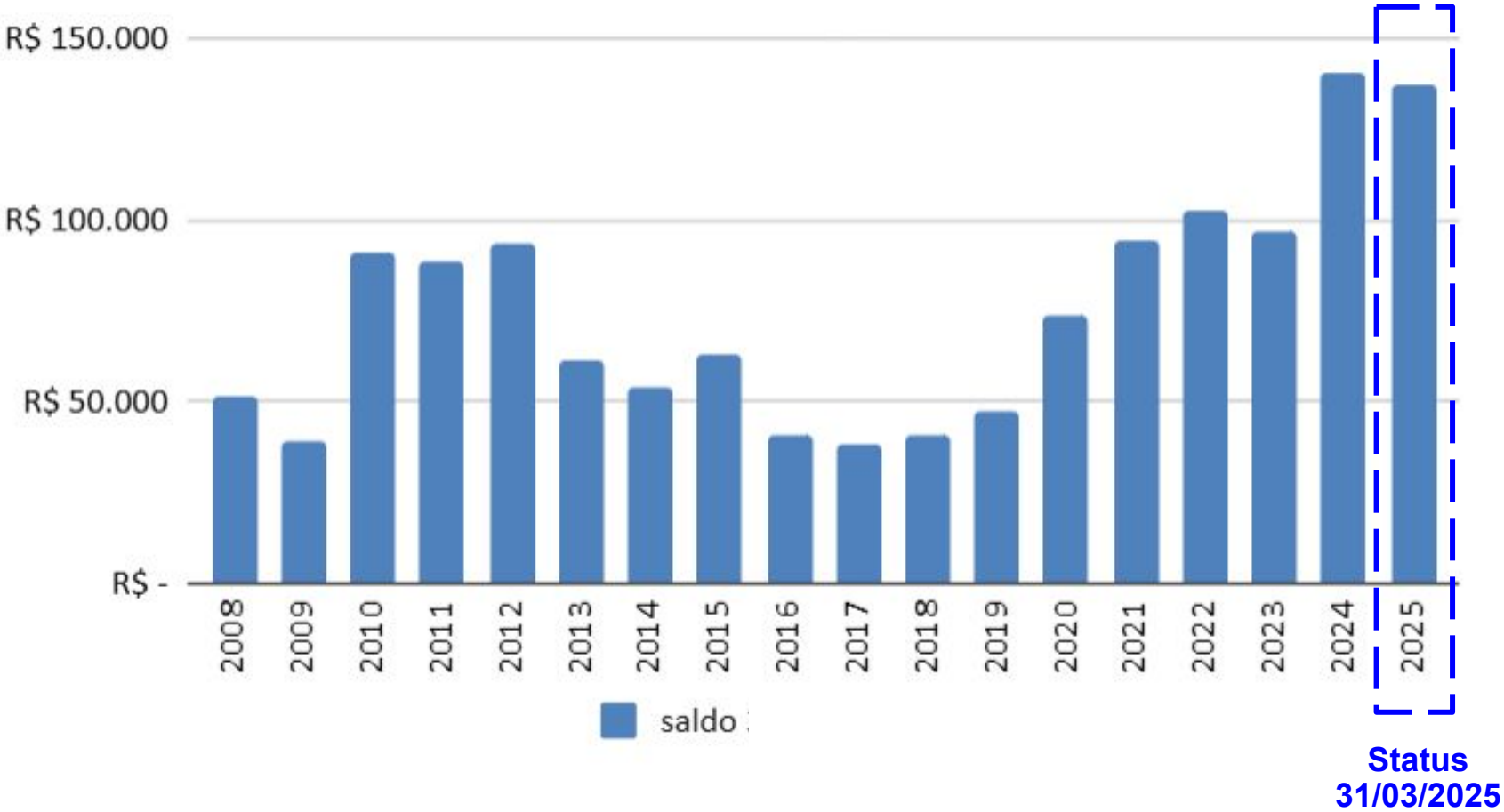
EVOLUÇÃO FINANCEIRA PMI-PE



Evolução Financeira do PMI-PE - até março 2025











Evolução Financeira do PMI-PE - até março 2025





Project
Management
Institute
Pernambuco, Brazil



IRMA LINS
VP DE ADMINISTRAÇÃO, FINANÇAS E GOVERNANÇA
irma.lins@pmipe.org.br