


# REPORT FINANCEIRO

## PMI-PE 2025

### 2º TRIMESTRE

VP Administração,  
Finanças e Governança



# FLUXO DE CAIXA

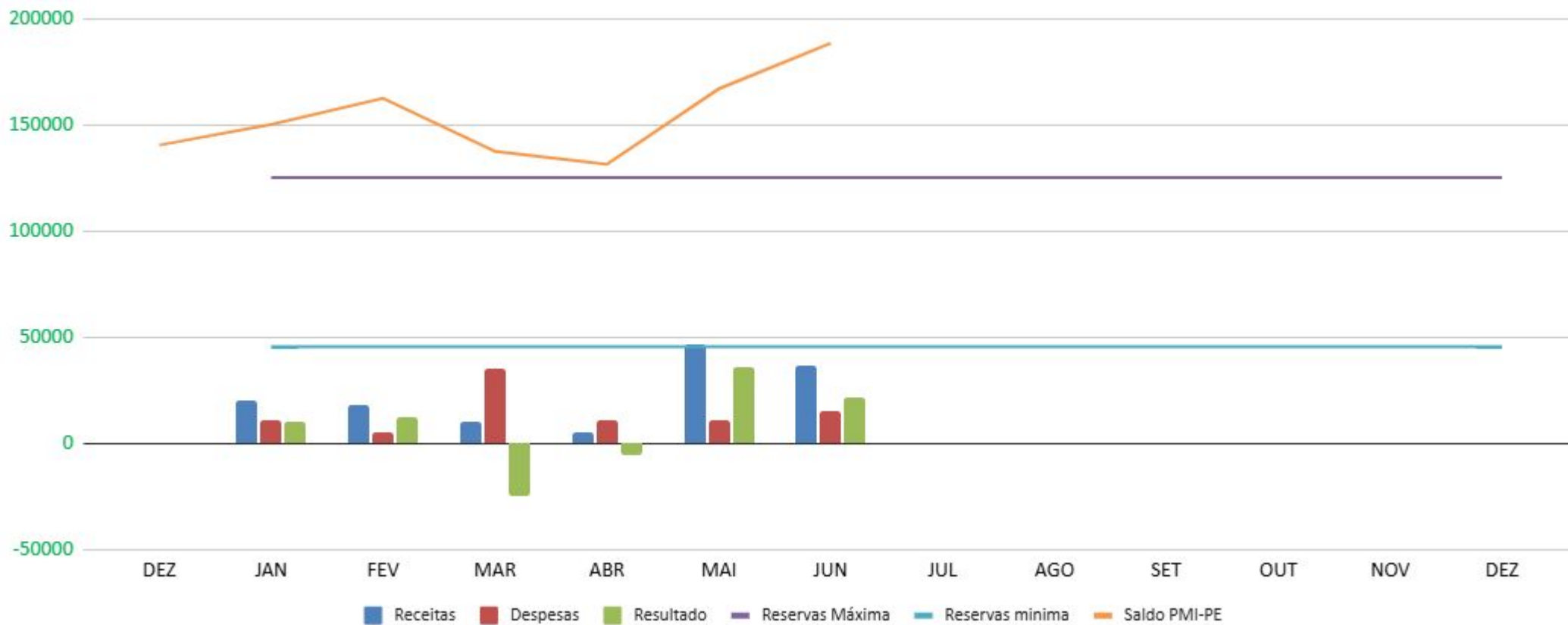
## PMI-PE 2025

### 2º TRIMESTRE




# Fluxo de Caixa PMI-PE 2025

## Receitas / Despesas 2025

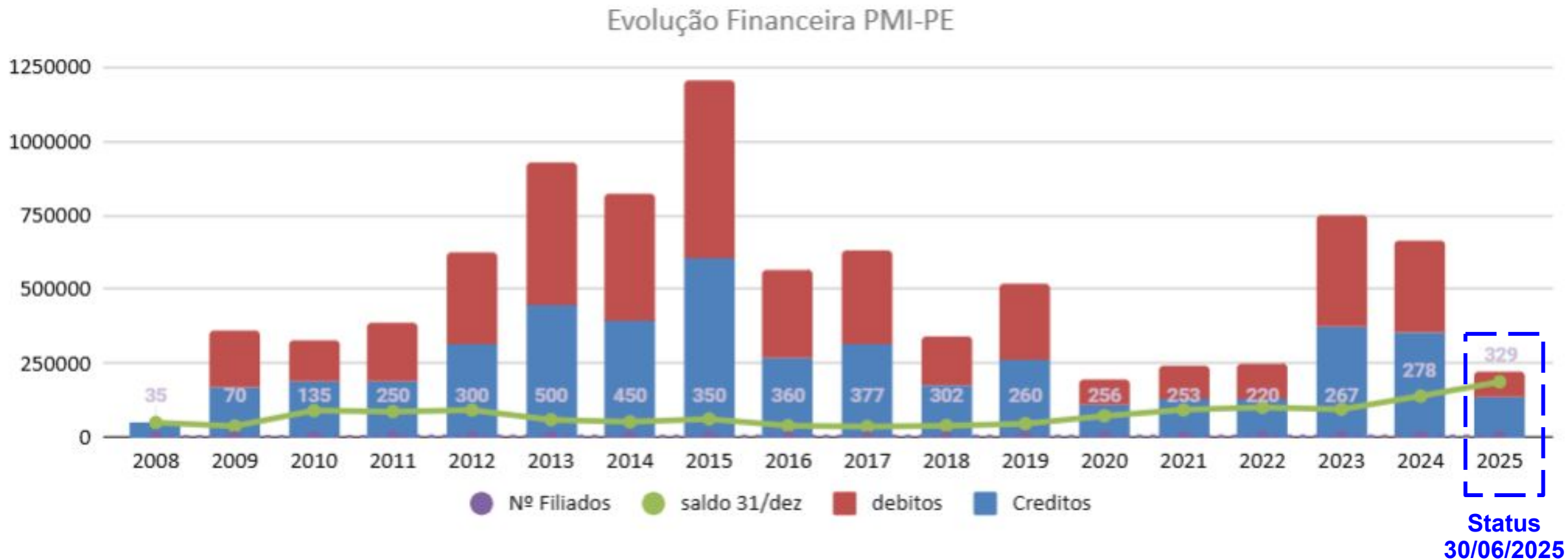


	JAN	FEV	MAR	ABR	MAI	JUN	JUL	AGO	SET	OUT	NOV	DEZ	TOTAL
<b>Receitas</b>	20.320,48	17.556,12	10.220,88	4.814,87	46.302,56	36.332,72	0,00	0,00	0,00	0,00	0,00	0,00	135.547,63
<b>Despesas</b>	10.568,08	5.316,79	35.146,30	10.847,81	10.826,42	14.838,14	0,00	0,00	0,00	0,00	0,00	0,00	87.543,54
<b>Resultado</b>	9.752,40	12.239,33	24.925,42	6.032,94	35.476,14	21.494,58	0,00	0,00	0,00	0,00	0,00	0,00	48.004,09

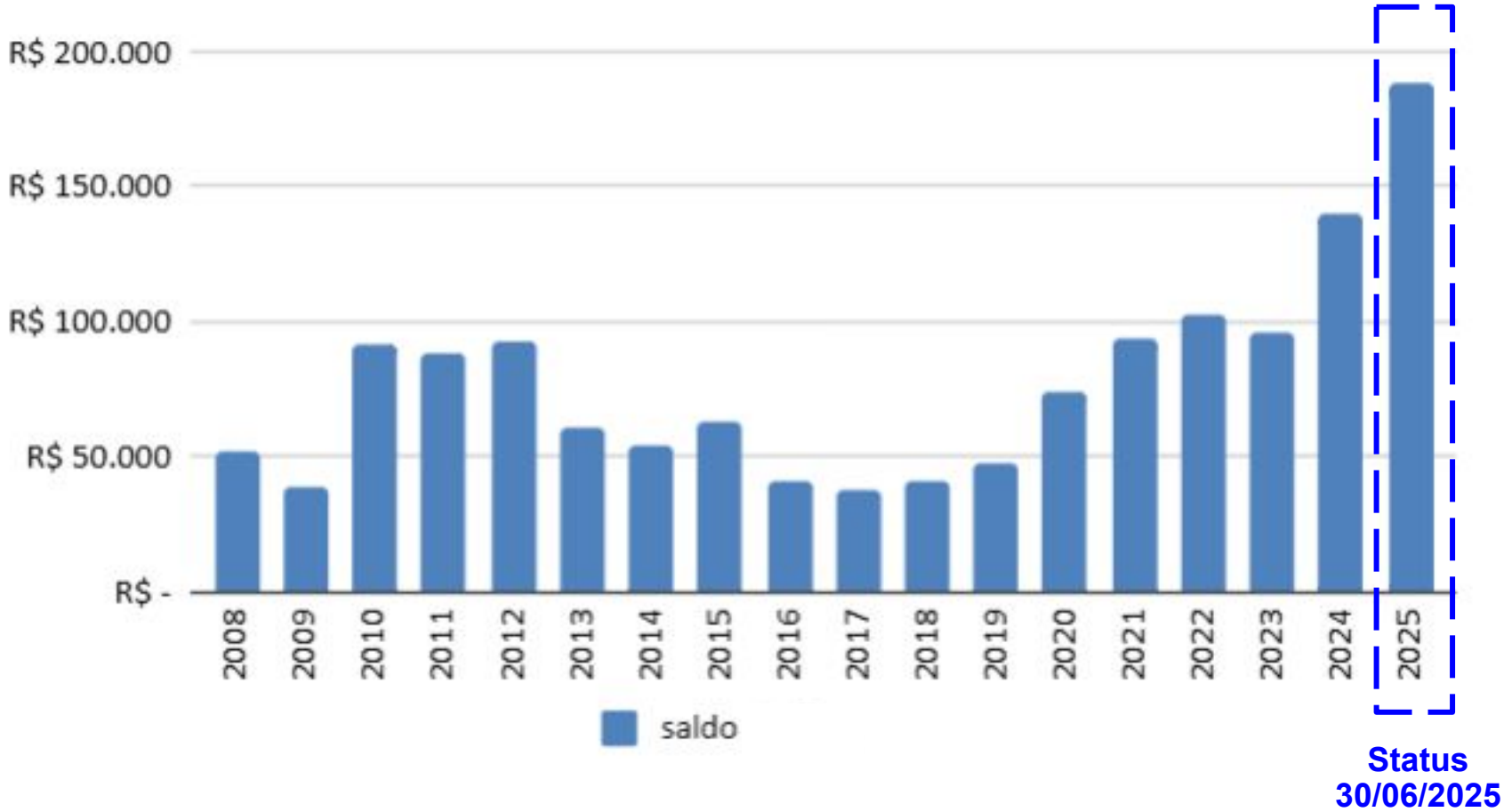
# EVOLUÇÃO FINANCEIRA PMI-PE



# Evolução Financeira do PMI-PE - até junho 2025











# Evolução Financeira do PMI-PE - até junho 2025





**Project**  
Management  
Institute  
Pernambuco, Brazil



IRMA LINS  
VP DE ADMINISTRAÇÃO, FINANÇAS E GOVERNANÇA  
[irma.lins@pmipe.org.br](mailto:irma.lins@pmipe.org.br)