

REPORT FINANCEIRO 2020 – Q2

VP Governança e Finanças

André Albuquerque | PMI Pernambuco
10 07 2020

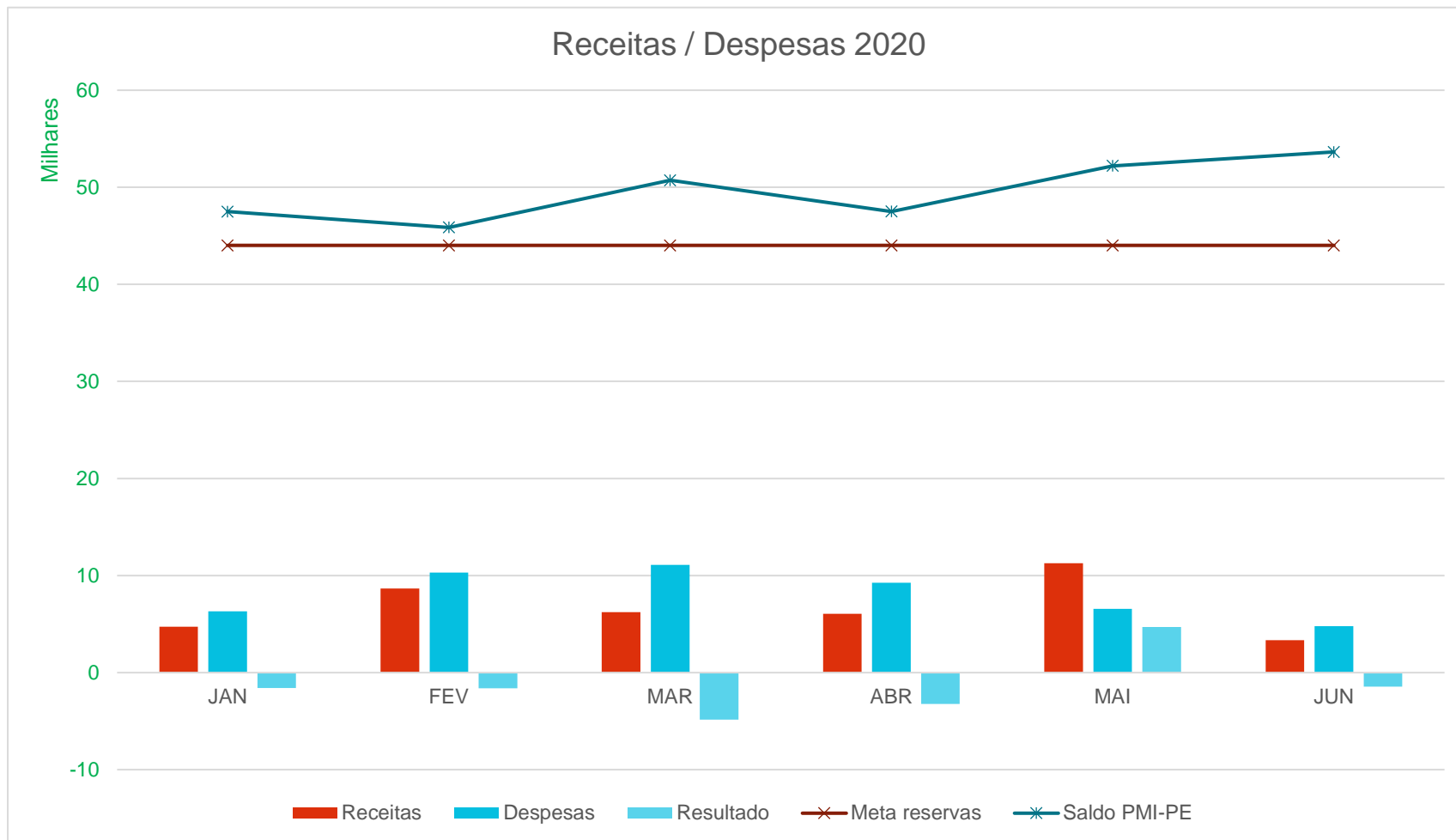


Potencializamos a Economia
de Projetos,
fortalecemos a sociedade,
habilitando organizações e
capacitando pessoas para
transformar ideias em
realidade

AGENDA

- Fluxo de Caixa PMI-PE 2020 (Q2)
- Evolução Financeira do PMI-PE

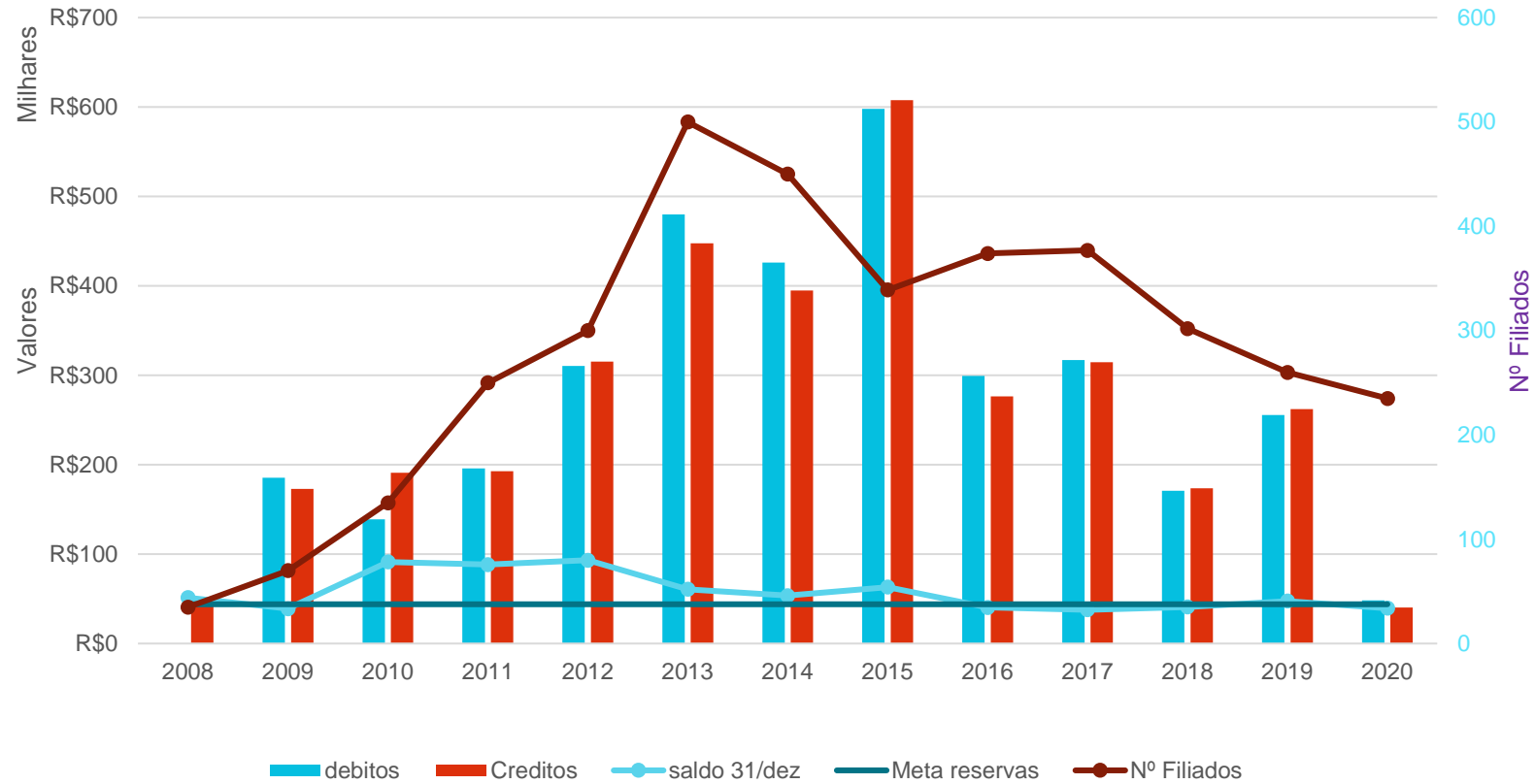
Fluxo de Caixa 2020 – Q2




	JAN	FEV	MAR	ABR	MAI	JUN	MÉDIA	TOTAL	
Receitas	4.715,32	8.672,33	6.230,00	6.048,45	11.253,52	3.333,76	6.708,90	40.253,38	☰
Despesas	6.300,09	10.293,07	11.083,60	9.267,91	6.554,71	4.773,03	8.045,40	48.272,41	☰
SALDO	1.584,77	1.620,74	4.853,60	3.219,46	4.698,81	1.439,27	1.336,51	8.019,03	☰





Evolução Financeira

Evolução Financeira PMI-PE





THANK YOU



ANDRÉ ALBUQUERQUE
Andre.Cavalcanti@pmipe.org.br

